

[www.maroneseacf.com](http://www.maroneseacf.com)

\*\*

MARONESE ACF

FACILE — COLLEZIONE ARMADI

wardrobes — collection

2022 — catalogue / price list

CATA —  
LISTINO  
ARMADI →

2022 — catalogue / price list  
wardrobes collection

# Facile

collezione armadi

MARONESE ACF®

CATA —  
LISTINO  
ARMADI →

2022 — catalogue / price list  
wardrobe collection

# Facile

collezione armadi

MARONESE ACF<sup>®</sup>


**index**

---

|                                       |    |
|---------------------------------------|----|
| <b>Anta battente</b> / Hinged door    | 04 |
| <b>Anta scorrevole</b> / Sliding door | 14 |
| <b>Listino prezzi</b> / Price list    | 29 |

# Facile

by MARONESE ACF



Una collezione di armadi disponibili in moduli di diverse larghezze e altezze, con ante battenti o scorrevoli sia lisce che con maniglia a gola. Con tre finiture nella gamma dei grigi e del bianco in melaminico, sono degli armadi facili da inserire negli ambienti, facili da accostare ad altri arredi, facili da abbinare a stili e colori. →

A collection of wardrobes available in different unit heights and widths, with hinged or sliding doors in a smooth finish or with a groove handle. Available in three grey and white melamine colour shades, these wardrobes are easy to insert into any space, easy to match with other furniture and easy to pair with different styles and colours.

Liscia and Gola hinged door

## Anta battente Liscia e Gola

Per un armadio  
l'anta battente è la  
soluzione classica, sempre  
pratica e vantaggiosa.  
Semplicità e praticità  
insieme per sfruttare al  
massimo gli spazi interni.

Hinged doors remain the traditional choice for wardrobe doors, and are a practical, effective solution. They allow you to make the best use of the internal space with a simple, functional design.





anta battente / hinged door

MARONESE ACF





**Liscia**  
anta battente / hinged door





**Gola**  
anta battente / hinged door



Ante battenti con maniglie a gola laccate abbinare tono su tono con la finitura dell'armadio. In alternativa le ante sono proposte lisce con maniglie a staffa di alluminio.

→ Hinged doors with a lacquered groove handle to match the wardrobe finish. Alternatively, a smooth door finish with bracketed aluminium handles.



**Gola**  
anta battente / hinged door



**Profilo maniglia a gola laccato Ghiaccio**  
Ghiaccio lacquered groove handle profile

Technical information - Hinged door

## Dettagli tecnici - Anta battente

**Anta realizzata con pannelli sp. 22 mm**

Door made with panels 22 mm thick

### Liscia



### Gola



### Finiture / Finishes

#### Melaminico / Melamine




Ghiaccio

Olmo Artico

Cemento Bianco

#### Interno armadio / Internal wardrobe



Trama Grey

### Finiture maniglia a gola / Groove handle finishes

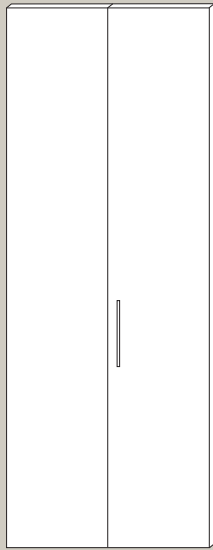
#### Maniglia a gola laccata / Lacquered groove handle



Bianco

Ghiaccio

Maniglia a gola laccata Bianco per ante armadio in finitura Olmo Artico  
Maniglia a gola laccata Ghiaccio per ante armadio in finitura Melaminico Ghiaccio e Cemento Bianco  
Bianco lacquered groove handle for wardrobe doors in Olmo Artico finish  
Ghiaccio lacquered groove handle for wardrobe doors in Ghiaccio and Cemento Bianco melamine finish

**Anta battente Liscia** / Liscia hinged door**Dimensioni** / Dimensions

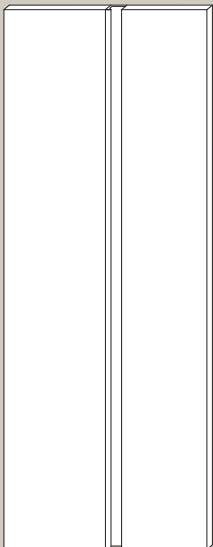
**Altezza / Height**  
**2390 - 2550 mm**

**Larghezza / Width**  
**450 - 572 - 920 - 1164 mm**

**Maniglie di serie cod. A320** / Standard handle code A320

**Componibilità** / Modular units

anta battente / hinged door

**Anta battente Gola** / Gola hinged door**Dimensioni** / Dimensions

**Altezza / Height**  
**2390 - 2550 mm**

**Larghezza / Width**  
**450 - 572 - 920 - 1164 mm**

**Profilo maniglia a gola** / Groove handle profile

**Componibilità** / Modular units

Liscia and Gola sliding door

## Anta scorrevole Liscia e Gola

L'anta scorrevole  
dell'armadio è un'apertura  
pratica e senza ingombro.  
Perfetta anche per stanze e  
spazi con profondità ridotta.

Sliding wardrobe door mechanisms provide a practical,  
unobtrusive opening. Perfect for rooms or spaces lacking depth.



anta scorrevole / sliding door





**Liscia**  
anta scorrevole / sliding door

MARONESE ACF



Le ante scorrevoli sono lisce o con gola. La maniglia a gola è laccata, a fare pendant con il colore della finitura in melaminico dell'armadio.

→ Sliding doors can be smooth or with a groove. The groove handle is lacquered to match the melamine wardrobe finish.



**Interno armadio in Trama Grey**  
Wardrobe interiors in Trama Grey

**Liscia**  
anta scorrevole / sliding door





**Liscia**  
anta scorrevole / sliding door






**Gola**  
anta scorrevole / sliding door

MARONESE ACF



L'attrezzatura dell'armadio si personalizza con aste appendiabiti, servetti, ripiani, cassettiere componibili, scarpiera, vassoi estraibili e molto altro. All'interno il rivestimento è nella finitura Trama Grey, accessori e maniglie color Manganese e faretto a LED.

- The wardrobe can be fitted with clothes rails, pull-down rails, shelves, modular drawer units, shoe racks, pull-out trays and much more. The wardrobe interiors are finished in Trama Grey, and the accessories and handles in Manganese. LED lighting and spotlights.



**Profilo maniglia a gola laccato Ghiaccio**  
Ghiaccio lacquered groove handle profile

**Gola**  
anta scorrevole / sliding door


Technical information - Sliding door

## Dettagli tecnici - Anta scorrevole

**Anta realizzata con pannelli tamburati sp. 22 mm**

Door made with panels 22 mm thick

### Liscia



### Gola



MARONESE ACF

### Finiture / Finishes

#### Melaminico / Melamine




Ghiaccio

Olmo Artico

Cemento Bianco

#### Interno armadio / Internal wardrobe



Trama Grey

### Finiture maniglia a gola / Groove handle finishes

#### Maniglia a gola laccata / Lacquered groove handle




Bianco

Ghiaccio

Maniglia a gola laccata Bianco per ante armadio in finitura Olmo Artico  
Maniglia a gola laccata Ghiaccio per ante armadio in finitura Melaminico Ghiaccio e Cemento Bianco  
Bianco lacquered groove handle for wardrobe doors in Olmo Artico finish  
Ghiaccio lacquered groove handle for wardrobe doors in Ghiaccio and Cemento Bianco melamine finish

### Anta scorrevole Liscia / Liscia sliding door



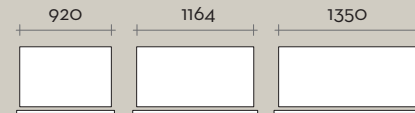
#### Dimensioni / Dimensions

Altezza / Height  
**2390 - 2550 mm**

Larghezza / Width  
**920 - 1164 - 1350 mm**


Maniglie di serie cod. **SCP2** / Standard handle code SCP2

#### Componibilità / Modular units



anta scorrevole / sliding door

### Anta scorrevole Gola / Gola sliding door



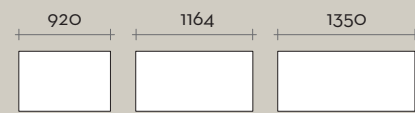
#### Dimensioni / Dimensions

Altezza / Height  
**2390 - 2550 mm**

Larghezza / Width  
**920 - 1164 - 1350 mm**

Profilo maniglia a gola / Groove handle profile

#### Componibilità / Modular units





# Listino prezzi

Price list





## Indice / Contents

|  |       |
|--|-------|
| Finiture / <i>Finishes</i> . . . . .   | p. 32 |
| Maniglie / <i>Handles</i> . . . . .  | p. 33 |
| Tipologia anta battente / <i>Hinged door models</i> . . . . .                                      | p. 35 |
| Modularità armadi anta battente / <i>Modularity of wardrobes with hinged doors</i> . . . . .       | p. 36 |
| Componibilità armadi anta battente / <i>Modularity of wardrobes with hinged doors</i> . . . . .    | p. 38 |
| Composizioni armadi anta battente / <i>Hinged door wardrobe arrangements</i> . . . . .             | p. 40 |
| Moduli con anta battente / <i>Hinged door modules</i> . . . . .                                    | p. 44 |
| Tipologia anta scorrevole / <i>Sliding door models</i> . . . . .                                   | p. 45 |
| Modularità armadi anta scorrevole / <i>Modularity of wardrobes with sliding doors</i> . . . . .    | p. 46 |
| Componibilità armadi anta scorrevole / <i>Modularity of wardrobes with sliding doors</i> . . . . . | p. 48 |
| Composizioni armadi anta scorrevole / <i>Sliding door wardrobe arrangements</i> . . . . .          | p. 50 |
| Moduli con anta scorrevole / <i>Sliding door modules</i> . . . . .                                 | p. 52 |
| Cassettiere componibili per moduli / <i>Modular drawer units for modules</i> . . . . .             | p. 53 |
| Divisori per moduli / <i>Partitions for modules</i> . . . . .                                      | p. 54 |
| Accessori e ripiani / <i>Accessories and shelves</i> . . . . .                                     | p. 56 |
| Info tecniche / <i>Technical information</i> . . . . .   | p. 60 |
| Condizioni generali di vendita / <i>General terms of sale</i> . . . . .                            | p. 62 |


### FUORI MISURA / CUSTOM-SIZED ELEMENTS

**N.B: Non si esegue nessun tipo di lavorazione fuori misura**

*N.B.: No custom-sizing is available*

## FINITURE FINISHES

### MELAMINICI / MELAMINE FINISHES



Ghiaccio

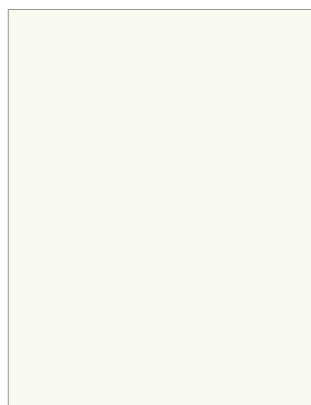


Olmo artico




Cemento bianco

### COLORI LACCATI OPACHI PER MANIGLIA GOLA / MATT LACQUERED COLOURS FOR GRIP CHANNELS



Bianco



Ghiaccio

**\* Per armadio melaminico:  
Olmo artico**  
*\* For melamine wardrobe:  
Olmo Artico*

**\* Per armadio melaminico:  
Cemento bianco e Ghiaccio**  
*\* For melamine wardrobe:  
Cemento Bianco and Ghiaccio*



Trama Grey  
**(di serie per interno armadi)**  
*(standard for interior wardrobes)*



Manganese  
**Finiture accessori interno armadi**  
*Finish for internal wardrobe fittings*

## MANIGLIE HANDLES

### Art. A320



Di serie solo su ante battenti mod. Liscia  
*Supplied standard on Liscia hinged doors*

**Altezza/Height** 334 mm  
**Larghezza/Width** 12 mm  
**Sporgenza/Projection** 30 mm  
**Interasse/Boring** 320 mm

**Finiture disponibili**  
*Available finishes*

**Maniglia  
aggiuntiva**  
*Extra handle*

**Alluminio**  
*Aluminium*

14

### Art. T320

A richiesta solo su ante battenti mod. Liscia  
*Available on request on Liscia hinged doors*

**Altezza/Height** 340 mm  
**Larghezza/Width** 8 mm  
**Sporgenza/Projection** 30 mm  
**Interasse/Boring** 320 mm



**Finiture disponibili**  
*Available finishes*

**Maggiorazione da sommare al prezzo del  
modulo con maniglia di serie Art. A320**  
*Surcharge to add to the price of the module with  
standard handle Item A320*

**Maniglia  
aggiuntiva**  
*Extra handle*

**Brill**  
*Brill*

+ 13

24

## MANIGLIE HANDLES

### Art. Q320

A richiesta solo su ante battenti mod. Liscia  
Available on request on Liscia hinged doors



**Altezza/Height** 382 mm  
**Larghezza/Width** 15 mm  
**Sporgenza/Projection** 24 mm  
**Interasse/Boring** 320 mm

**Finiture disponibili**  
Available finishes

Maggiorazione da sommare al prezzo del  
modulo con maniglia di serie Art. A320  
Surcharge to add to the price of the module with  
standard handle Item A320

**Maniglia  
aggiuntiva**  
Extra handle


**Manganese**  
Manganese

+15

27

### Art. SCP2

Di serie solo per ante scorrevoli mod. Liscia  
Supplied standard for Liscia sliding door only



**Altezza/Height** 50 mm  
**Larghezza/Width** 20 mm  
**Sporgenza/Projection** 1 mm

**Finiture disponibili**  
Available finishes

**Maniglia  
aggiuntiva**  
Extra handle

**Alluminio**  
Aluminium

14

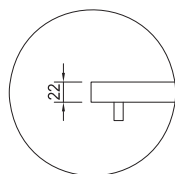
## TIPOLOGIA ANTE BATTENTI *HINGED DOOR MODELS*

### LISCIA

Anta realizzata con pannelli in particelle di legno CARB. Sp. 22 mm. nobilitato in melaminico nelle varie finiture.  
*Door made of 22-mm thick, CARB. wood particleboard faced with melamine in the various finishes available.*



H 2550  
H 2390



#### MELAMINICO MELAMINE

Ghiaccio  
Cemento bianco  
Olmo artico

#### MANIGLIE (vedi pag. 33-34) HANDLES (see page 33-34)

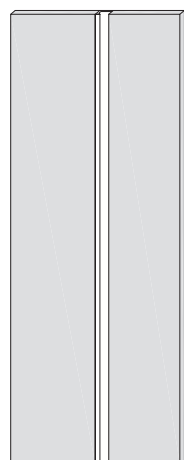
Maniglia di serie cod. A320  
Standard handle cod. A320

#### Larghezza Width

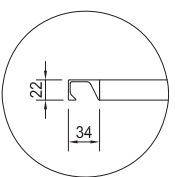
|     |     |     |      |
|-----|-----|-----|------|
| 450 | 572 | 920 | 1164 |
|-----|-----|-----|------|

### GOLA

Anta realizzata con pannelli in particelle di legno CARB. Sp. 22 mm. nobilitato in melaminico nelle varie finiture con profilo maniglia a gola in alluminio integrato sullo spessore del pannello.  
*Door made of 22-mm thick, CARB. wood particleboard faced with melamine in the various finishes available with an aluminium grip channel integrated in the panel.*



H 2550  
H 2390



#### MELAMINICO MELAMINE

Ghiaccio  
Cemento bianco  
Olmo artico

#### MANIGLIE DI SERIE STANDARD HANDLES

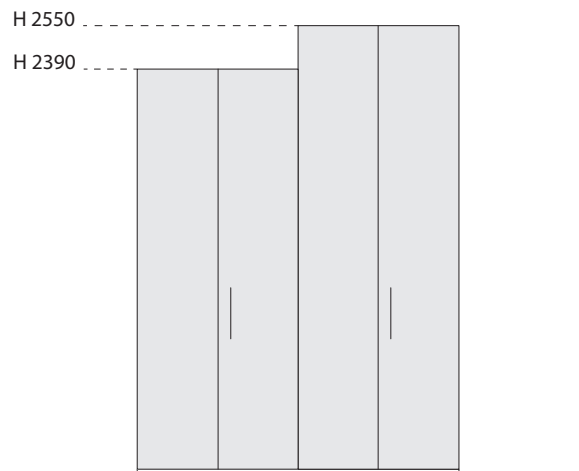
Profilo maniglia in alluminio verniciato.  
 Per armadio melaminico Ghiaccio e Cemento bianco maniglia laccata Ghiaccio. Per armadio melaminico Olmo artico maniglia laccata Bianca.  
*Aluminium grip channel, matt lacquered.  
 For Ghiaccio and Cemento Bianco melamine wardrobe, Ghiaccio lacquered handle. For Olmo Artico melamine wardrobe, Bianco lacquered handle.*

#### Larghezza Width

|     |     |     |      |
|-----|-----|-----|------|
| 450 | 572 | 920 | 1164 |
|-----|-----|-----|------|

## MODULARITÀ ARMADI ANTA BATTENTE MODULARITY OF WARDROBES WITH HINGED DOORS

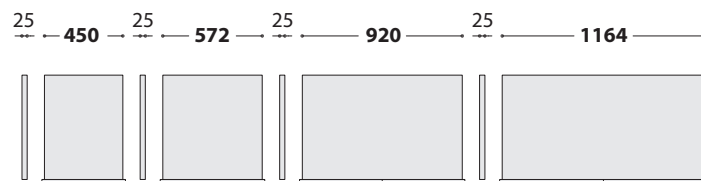
### ALTEZZE HEIGHTS



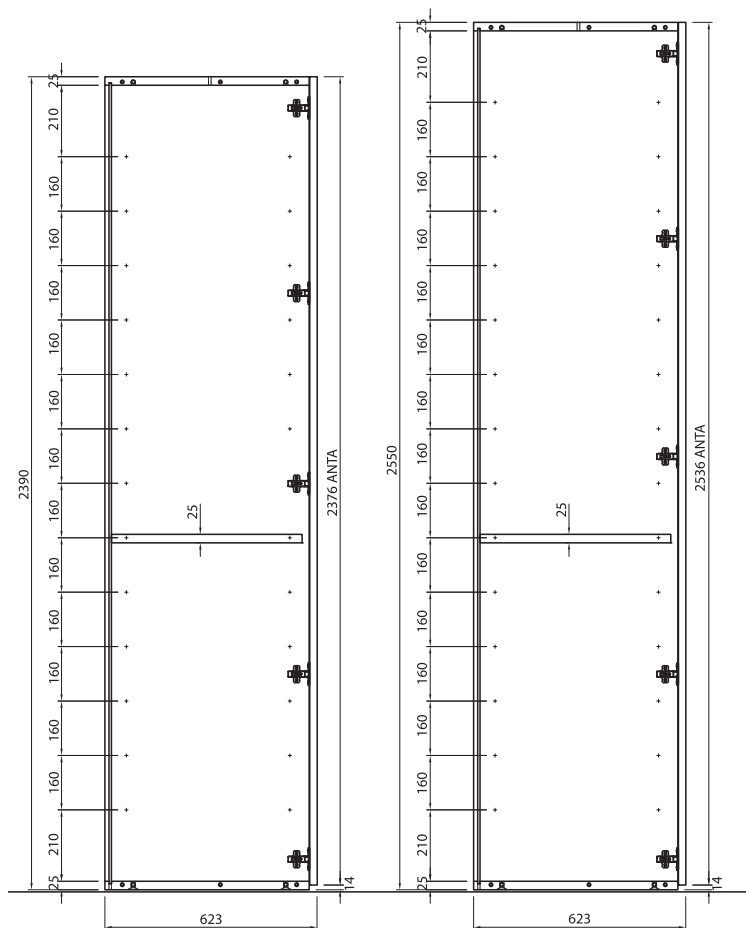
**N.B. Per il montaggio della struttura degli armadi componibili è necessario avere una distanza minima dal soffitto e lateralmente di 20 mm. Le altezze indicate vanno maggiorate del piedino regolabile ( minimo 7 mm - massimo 11 mm).**

*N.B. To assembly the carcass of the modular wardrobes a minimum 20-mm gap must be left at the top and along the sides. Add the height of the adjustable feet to the height measurements indicated (minimum 7 mm – maximum 11 mm)*

### LARGHEZZE WIDTHS



### DIMENSIONI DIMENSIONS



**N.B. Il coperchio è a filo dei fianchi.**

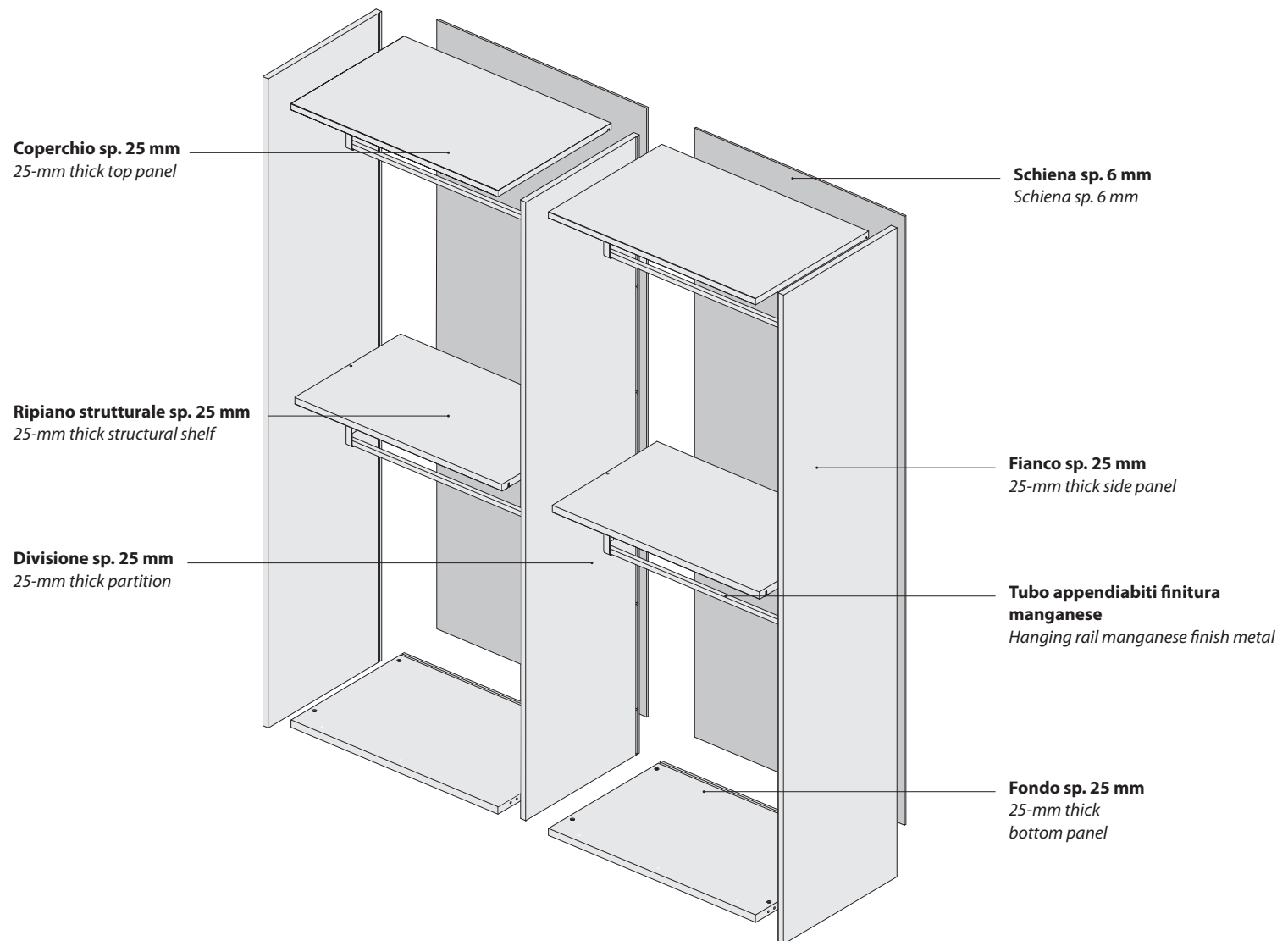
*N.B. The top panel is flush with the side panels.*

**H. 2390/2550 n. 5 cerniere ogni anta**

*H. 2390/2550 n. 5 hinges for each door*

## MODULARITÀ ARMADI ANTA BATTENTE MODULARITY OF WARDROBES WITH HINGED DOORS


















### ESPLOSO COMPONENTI EXPLODED VIEW OF WARDROBE PARTS



## COMPONIBILITÀ ARMADI ANTA BATTENTE MODULARITY OF WARDROBES WITH HINGED DOORS

**\* Composizioni prezzate a listino nelle varie altezze.**

*The prices of these arrangements are specified in the price list for the various heights available.*

|   |  |
|---|--|
|    |    |
|    |    |
|    |    |
|   |   |
|  |  |
|  |  |
|  |  |
|  |  |
|  |  |

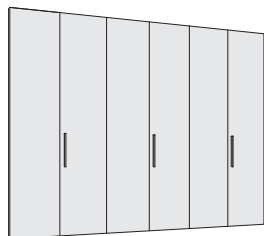
## COMPONIBILITÀ ARMADI ANTA BATTENTE MODULARITY OF WARDROBES WITH HINGED DOORS

**\* Composizioni prezzate a listino nelle varie altezze.**

*The prices of these arrangements are specified in the price list for the various heights available.*



**LISCIA** **COMPOSIZIONI ARMADI BATTENTI** *HINGED DOOR WARDROBE ARRANGEMENTS*



**N.B: i fianchi sono calcolati nella stessa finitura delle ante.**

Dotazione di serie per ogni modulo:

1 fondo, 1 coperchio, 1 ripiano,  
2 tubi appendiabiti, 1 schiena, 1 battuta para polvere.

*N.B. the side panels are calculated in the same finish as the doors.*

Standard accessories for each module:

1 bottom panel, 1 top panel, 1 shelf  
2 hanging rails, 1 back panel, 1 door jamb dust seal.

**Maniglia di SERIE cod. A320**

*Standard handle cod. A320*

**Maniglie OPTIONAL vedi pag. 33-34**

*Optional handles, see page 33-34*

**FINITURE MELAMINICO DISPONIBILI**  
*MELAMINE FINISHES AVAILABLE*

Ghiaccio

Cemento bianco

Olmo artico

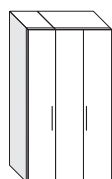
**Maggiorazione prezzo chiusura rallentata per ogni singola anta + € 16**

*Surcharge for soft close per door + € 16*

H 2390

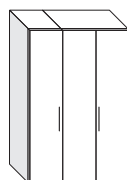
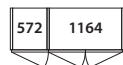
H 2550

**L 1445**



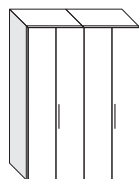
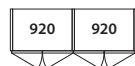
| Codice Code                   | DM040 | DM140 |
|-------------------------------|-------|-------|
| Melaminico<br><i>Melamine</i> | 890   |       |

**L 1811**



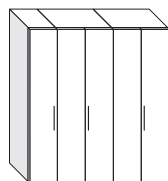

| Codice Code                   | DM041 | DM141 |
|-------------------------------|-------|-------|
| Melaminico<br><i>Melamine</i> | 1.017 |       |

**L 1915**



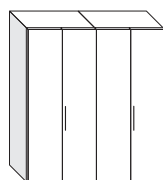
| Codice Code                   | DM042 | DM142 |
|-------------------------------|-------|-------|
| Melaminico<br><i>Melamine</i> | 1.030 |       |

**L 2390**



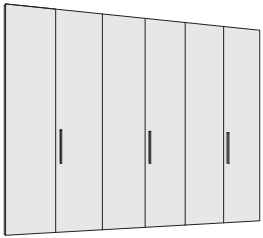
| Codice Code                   | DM043 | DM143 |
|-------------------------------|-------|-------|
| Melaminico<br><i>Melamine</i> | 1.362 |       |

**L 2403**



| Codice Code                   | DM044 | DM144 |
|-------------------------------|-------|-------|
| Melaminico<br><i>Melamine</i> | 1.238 |       |

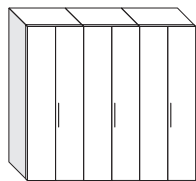

## LISCIA



H 2390

H 2550

## L 2860



Codice Code

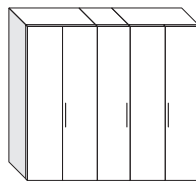
DM050

DM150

Melaminico  
Melamine

1.502

## L 3000



Codice Code

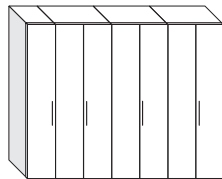
DM051

DM151

Melaminico  
Melamine

1.593

## L 3335



Codice Code

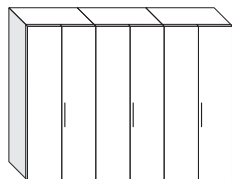
DM052

DM152

Melaminico  
Melamine

1.834

## L 3592



Codice Code

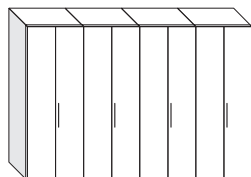
DM053

DM153

Melaminico  
Melamine

1.814

## L 3805



Codice Code

DM054

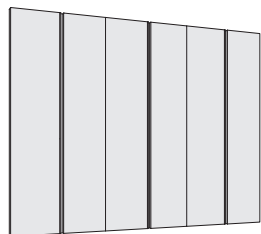
DM154

Melaminico  
Melamine

1.974

**GOLA**

**COMPOSIZIONI ARMADI BATTENTI HINGED DOOR WARDROBE ARRANGEMENTS**



**N.B. i fianchi sono calcolati nella stessa finitura delle ante.**

Dotazione di serie per ogni modulo:

1 fondo, 1 coperchio, 1 ripiano,  
2 tubi appendiabiti, 1 schiena, 1 battuta para polvere.

*N.B. the side panels are calculated in the same finish as the doors.*

*Standard accessories for each module:*

*1 bottom panel, 1 top panel, 1 shelf  
2 hanging rails, 1 back panel.*

**Profilo maniglia in alluminio verniciato.**

Per melaminico Ghiaccio e Cemento bianco maniglia laccata Ghiaccio, Per melaminico Olmo artico maniglia laccata Bianca.

*Aluminium grip channel, matt lacquered.*

*For Ghiaccio and Cemento Bianco melamine wardrobe, Ghiaccio lacquered handle. For Olmo Artico melamine wardrobe, Bianco lacquered handle.*

**FINITURE MELAMINICO DISPONIBILI**  
*MELAMINE FINISHES AVAILABLE*

Ghiaccio

Cemento bianco

Olmo artico

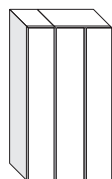
**Maggiorazione prezzo chiusura rallentata per ogni singola anta + € 16**

*Surcharge for soft close per door + € 16*

H 2390

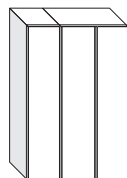
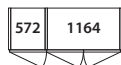
H 2550

**L 1445**



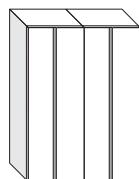
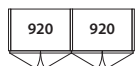
| Codice Code            | DM060 | DM160 |
|------------------------|-------|-------|
| Melaminico<br>Melamine | 985   |       |

**L 1811**



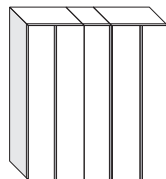
| Codice Code            | DM061 | DM161 |
|------------------------|-------|-------|
| Melaminico<br>Melamine | 1.128 |       |

**L 1915**



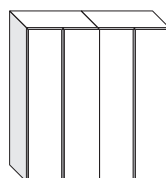
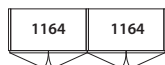
| Codice Code            | DM062 | DM162 |
|------------------------|-------|-------|
| Melaminico<br>Melamine | 1.130 |       |

**L 2390**

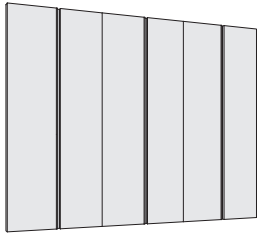


| Codice Code            | DM063 | DM163 |
|------------------------|-------|-------|
| Melaminico<br>Melamine | 1.507 |       |

**L 2403**

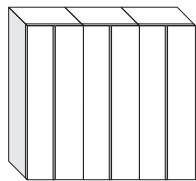
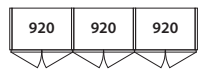


| Codice Code            | DM064 | DM164 |
|------------------------|-------|-------|
| Melaminico<br>Melamine | 1.342 |       |

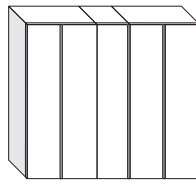
**GOLA**

H 2390

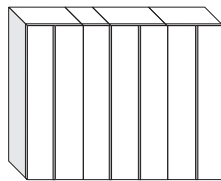
H 2550

**L 2860**

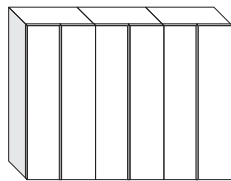
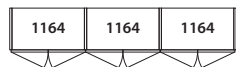
| Codice Code            | DM070 | DM170 |
|------------------------|-------|-------|
| Melaminico<br>Melamine | 1.652 |       |

**L 3000**

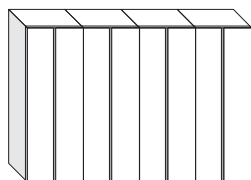
| Codice Code            | DM071 | DM171 |
|------------------------|-------|-------|
| Melaminico<br>Melamine | 1.756 |       |

**L 3335**

| Codice Code            | DM072 | DM172 |
|------------------------|-------|-------|
| Melaminico<br>Melamine | 2.029 |       |

**L 3592**

| Codice Code            | DM073 | DM173 |
|------------------------|-------|-------|
| Melaminico<br>Melamine | 1.970 |       |

**L 3805**

| Codice Code            | DM074 | DM174 |
|------------------------|-------|-------|
| Melaminico<br>Melamine | 2.174 |       |

## MODULI CON ANTA BATTENTE HINGED DOOR MODULES

**N.B: ai moduli con anta, vanno aggiunti fianchi e divisioni.**

Dotazione di serie per ogni modulo: 1 fondo, 1 coperchio, 1 ripiano, 2 tubi appendiabiti, 1 schiena, 1 battuta para polvere.

*N.B. Side panels and partitions must be added to modules with doors.*

*Standard accessories for each module: 1 bottom panel, 1 top panel, 1 shelf, 2 hanging rails, 1 back panel, 1 door jamb dust seal.*

**Maggiorazione prezzo chiusura rallentata per ogni singola anta + € 16**

*Surcharge for soft close per door + € 16*

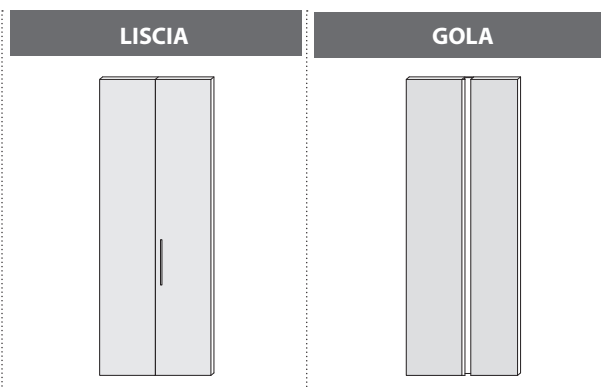
**FINITURE MELAMINICO DISPONIBILI**







MELAMINE FINISHES AVAILABLE

Ghiaccio

Cemento bianco

Olmo artico



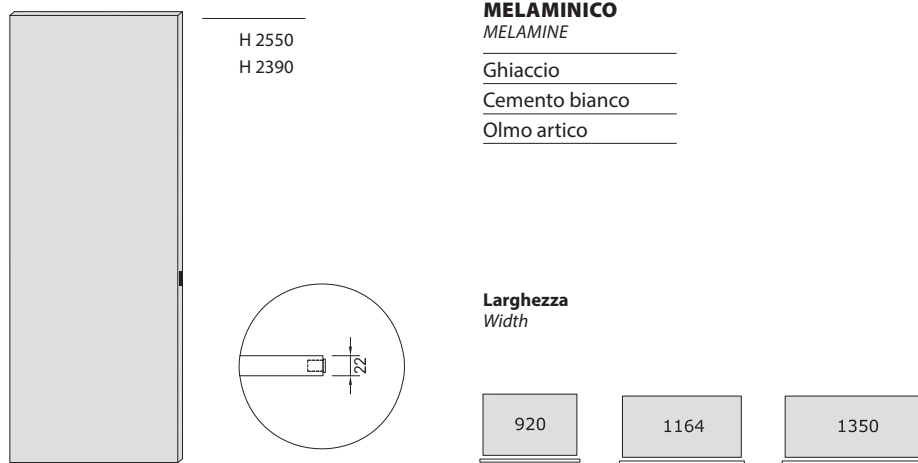
|   | Altezze<br>Heights                          | Kg.                        | m <sup>3</sup> | Codice<br>Code | Melaminico<br>Melamine | Melaminico<br>Melamine |   |   |    |   |  |      |      |               |                  |                  |             |                  |                  |  |     |  |
|---|---|----------------------------|----------------|----------------|------------------------|------------------------|---|---|----|---|--|------|------|---------------|------------------|------------------|-------------|------------------|------------------|--|-----|--|
| <b>L 450</b><br><br><b>1 anta</b><br><i>1 door</i>     | 2390  | 43                         | 0,116          | <b>N423F</b>   | 226                    | 271                    | <b>Fianco P. 600 Dx / Sx</b><br><i>Rh / Lh side panel D 600</i><br><br><table border="1"> <tr> <td></td> <td>H</td> <td>H</td> </tr> <tr> <td></td> <td>2390</td> <td>2550</td> </tr> <tr> <td><b>Codice</b></td> <td><b>N054S(sx)</b></td> <td><b>N055S(sx)</b></td> </tr> <tr> <td><b>Code</b></td> <td><b>N054D(dx)</b></td> <td><b>N055D(dx)</b></td> </tr> </table> |   | H  | H |  | 2390 | 2550 | <b>Codice</b> | <b>N054S(sx)</b> | <b>N055S(sx)</b> | <b>Code</b> | <b>N054D(dx)</b> | <b>N055D(dx)</b> |  |     |  |
|   |   | H                          | H              |                |                        |                        |   |   |    |   |  |      |      |               |                  |                  |             |                  |                  |  |     |  |
|   | 2390  | 2550                       |                |                |                        |                        |   |   |    |   |  |      |      |               |                  |                  |             |                  |                  |  |     |  |
| <b>Codice</b>   | <b>N054S(sx)</b>                            | <b>N055S(sx)</b>           |                |                |                        |                        |   |   |    |   |  |      |      |               |                  |                  |             |                  |                  |  |     |  |
| <b>Code</b>   | <b>N054D(dx)</b>                            | <b>N055D(dx)</b>           |                |                |                        |                        |   |   |    |   |  |      |      |               |                  |                  |             |                  |                  |  |     |  |
| 2550  | 45  | 0,125                      | <b>N425F</b>   |                |                        |                        |   |   |    |   |  |      |      |               |                  |                  |             |                  |                  |  |     |  |
| <b>L 572</b><br><br><b>1 anta</b><br><i>1 door</i>   | 2390  | 54                         | 0,145          | <b>N523F</b>   | 249                    | 308                    | <table border="1"> <tr> <td>Melaminico<br/>Melamine</td> <td>96</td> </tr> </table>   | Melaminico<br>Melamine                      | 96 |   |  |      |      |               |                  |                  |             |                  |                  |  |     |  |
|   | Melaminico<br>Melamine                      | 96                         |                |                |                        |                        |   |   |    |   |  |      |      |               |                  |                  |             |                  |                  |  |     |  |
| 2550  | 57  | 0,156                      | <b>N525F</b>   |                |                        |                        |   |   |    |   |  |      |      |               |                  |                  |             |                  |                  |  |     |  |
|   |   | <b>Kg. / m<sup>3</sup></b> |                |                | 27 / 0,066             | 29 / 0,073             |   |   |    |   |  |      |      |               |                  |                  |             |                  |                  |  |     |  |
| <b>L 920</b><br><br><b>2 ante</b><br><i>2 doors</i>  | 2390  | 79                         | 0,230          | <b>N923F</b>   | 366                    | 416                    | <b>Divisione P. 600</b><br><i>Partition D 600</i><br>  |   |    |   |  |      |      |               |                  |                  |             |                  |                  |  |     |  |
|   | 2550  | 84                         | 0,247          | <b>N925F</b>   |                        |                        |   |   |    |   |  |      |      |               |                  |                  |             |                  |                  |  |     |  |
| <b>L 1164</b><br><br><b>2 ante</b><br><i>2 doors</i> | 2390  | 98                         | 0,262          | <b>N123F</b>   | 470                    | 522                    | <table border="1"> <tr> <td><b>Per armadio:</b><br/><i>For wardrobe:</i></td> <td>H</td> <td>H</td> </tr> <tr> <td></td> <td>2390</td> <td>2550</td> </tr> <tr> <td><b>Codice</b></td> <td><b>V0502</b></td> <td><b>V0503</b></td> </tr> <tr> <td><b>Code</b></td> <td></td> <td></td> </tr> <tr> <td><b>Trama grey</b><br/><i>Grey pattern</i></td> <td colspan="2">106</td> </tr> </table>  | <b>Per armadio:</b><br><i>For wardrobe:</i> | H  | H |  | 2390 | 2550 | <b>Codice</b> | <b>V0502</b>     | <b>V0503</b>     | <b>Code</b> |                  |                  | <b>Trama grey</b><br><i>Grey pattern</i> | 106 |  |
|   | <b>Per armadio:</b><br><i>For wardrobe:</i> | H                          | H              |                |                        |                        |   |   |    |   |  |      |      |               |                  |                  |             |                  |                  |  |     |  |
|   | 2390  | 2550                       |                |                |                        |                        |   |   |    |   |  |      |      |               |                  |                  |             |                  |                  |  |     |  |
| <b>Codice</b>   | <b>V0502</b>                                | <b>V0503</b>               |                |                |                        |                        |   |   |    |   |  |      |      |               |                  |                  |             |                  |                  |  |     |  |
| <b>Code</b>   |   |                            |                |                |                        |                        |   |   |    |   |  |      |      |               |                  |                  |             |                  |                  |  |     |  |
| <b>Trama grey</b><br><i>Grey pattern</i>  | 106   |                            |                |                |                        |                        |   |   |    |   |  |      |      |               |                  |                  |             |                  |                  |  |     |  |
| 2550  | 105   | 0,281                      | <b>N125F</b>   |                |                        |                        |   |   |    |   |  |      |      |               |                  |                  |             |                  |                  |  |     |  |
|   |   | <b>Kg. / m<sup>3</sup></b> |                |                | 26 / 0,063             | 27 / 0,070             |   |   |    |   |  |      |      |               |                  |                  |             |                  |                  |  |     |  |

N.B. Per le finiture delle maniglie vedi pag. 32 maniglie aggiuntive vedi pag. 33-34 - N.B. For handle finishes see page 32 for extra handles, see page 33-34

## TIPOLOGIA ANTE SCORREVOLI *SLIDING DOOR MODELS*

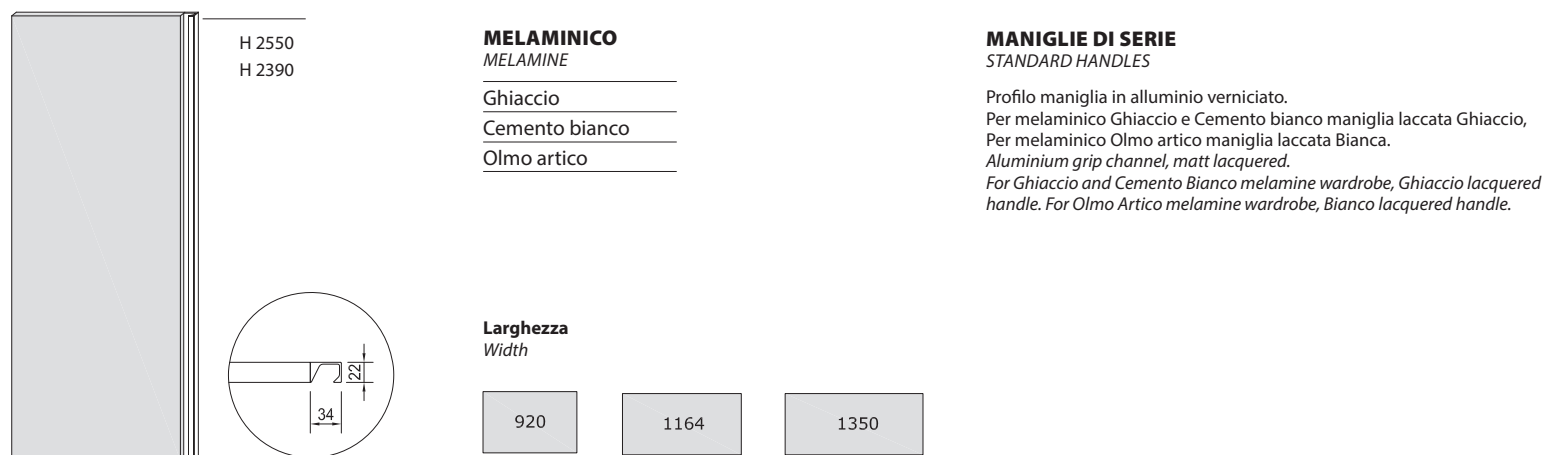
### LISCIA

Anta realizzata con pannello tamburato Sp. 22 mm. Nobilitato in melaminico nelle varie finiture.  
*Door made with honeycomb panel 22 mm thick faced with melamine in the various finishes available.*



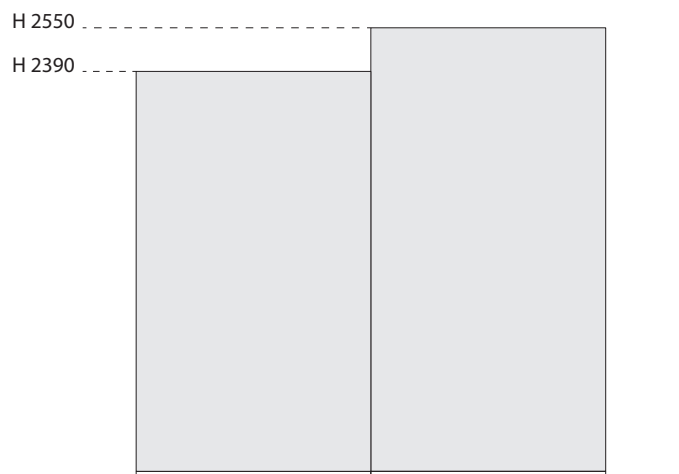
### GOLA

Anta realizzata con pannello tamburato Sp. 22 mm. Nobilitato in melaminico nelle varie finiture con profilo maniglia a gola in alluminio integrato sullo spessore del pannello.  
*Door made with honeycomb panel 22 mm thick faced with melamine in the various finishes available with an aluminium grip channel integrated in the panel.*



**MODULARITÀ ARMADI ANTA SCORREVOLE MODULARITY OF WARDROBES WITH SLIDING DOORS**

**ALTEZZE  
HEIGHTS**

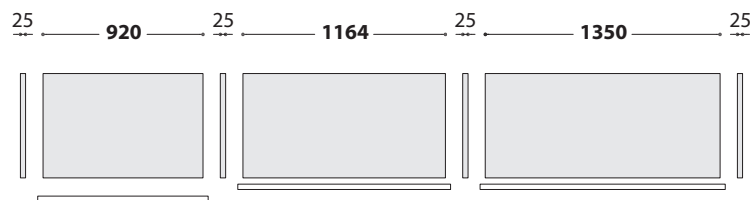


**N.B. Per il montaggio della struttura degli armadi componibili è necessario avere una distanza minima dal soffitto e lateralmente di 50 mm. Le altezze indicate vanno maggiorate del piedino regolabile ( minimo 2 mm - massimo 25 mm).**

*N.B. To assembly the carcass of the modular wardrobes a minimum 50-mm gap must be left at the top and along the sides.*

*Add the height of the adjustable feet to the height measurements indicated (minimum 2 mm – maximum 25 mm)*

**LARGHEZZE  
WIDTHS**



**PROFONDITÀ  
DEPTHS**



**A = P. 660 B = P. 630**

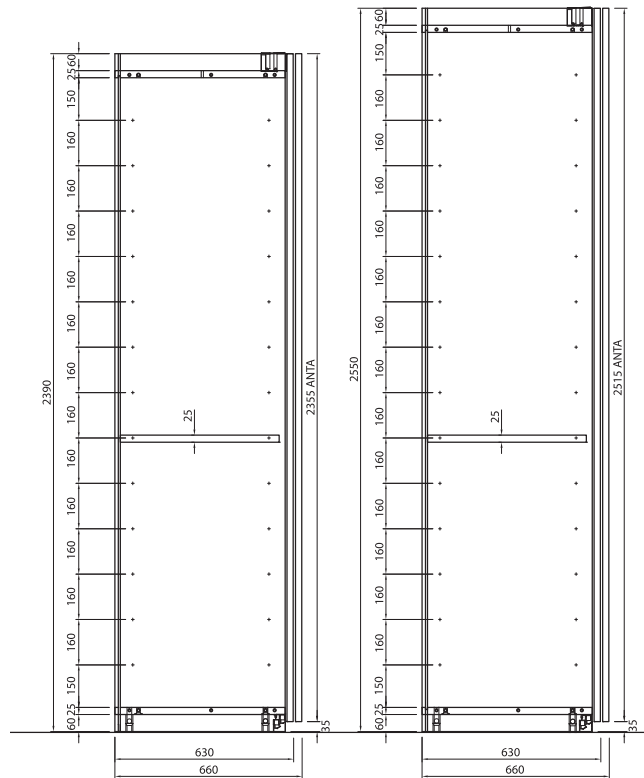
**Per anta: LISCIA - GOLA**

## MODULARITÀ ARMADI ANTA SCORREVOLE MODULARITY OF WARDROBES WITH SLIDING DOORS

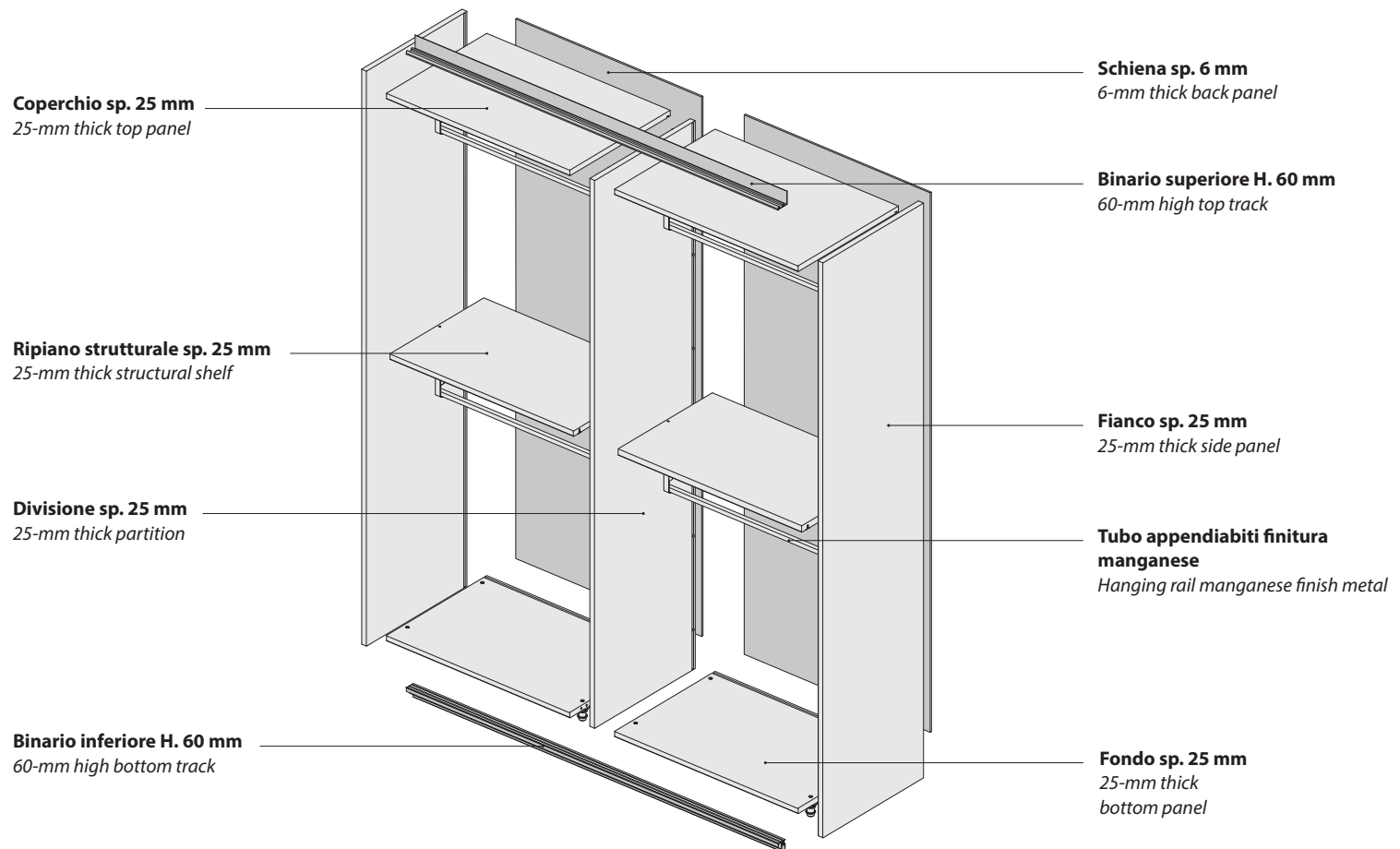
### DIMENSIONI DIMENSIONS

**N.B. Le altezze indicate vanno maggiorate del piedino regolabile (minimo 2 mm - massimo 25 mm).**

*Add the height of the adjustable feet to the height measurements indicated (minimum 2 mm – maximum 25 mm)*



### ESPLOSO COMPONENTI EXPLODED VIEW OF WARDROBE PARTS



## COMPONIBILITÀ ARMADI ANTA SCORREVOLE MODULARITY OF WARDROBES WITH SLIDING DOORS

**\* Composizioni prezzate a listino nelle varie altezze.**

*The prices of these arrangements are specified in the price list for the various heights available.*

**⊗ Vani dove non è possibile inserire cassettiere ed accessori estraibili della stessa larghezza del vano in quanto l'anta non si apre completamente.**

*Compartments where it is not possible to fit drawer units and pullout accessories measuring the same width as the compartments because the door does not open fully.*



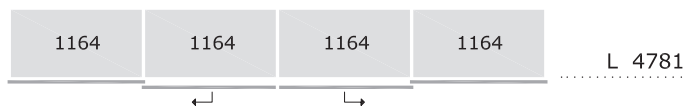
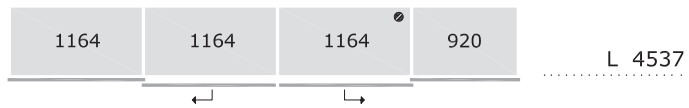
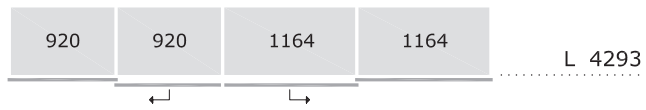
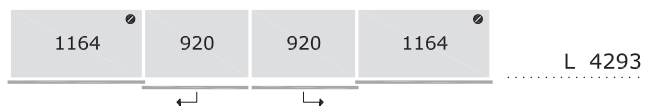
## COMPONIBILITÀ ARMADI ANTA SCORREVOLE MODULARITY OF WARDROBES WITH SLIDING DOORS

**\* Composizioni prezzate a listino nelle varie altezze.**

*The prices of these arrangements are specified in the price list for the various heights available.*

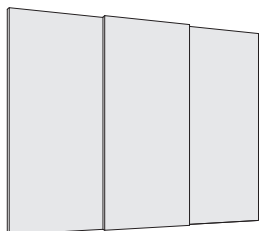
**⊖ Vani dove non è possibile inserire cassettiere ed accessori estraibili della stessa larghezza del vano in quanto l'anta non si apre completamente.**

*Compartments where it is not possible to fit drawer units and pullout accessories measuring the same width as the compartments because the door does not open fully.*



**LISCIA**

**COMPOSIZIONI ARMADI SCORREVOLI SLIDING DOOR WARDROBE ARRANGEMENTS**



**N.B: i fianchi sono calcolati nella stessa finitura delle ante.**

Dotazione di serie per ogni modulo:

1 fondo, 1 coperchio, 1 ripiano,  
2 tubi appendiabiti, 1 schiena, 1 binario.

*N.B. the side panels are calculated in the same finish as the doors.*

*Standard accessories for each module:*

*1 bottom panel, 1 top panel, 1 shelf  
2 hanging rails, 1 back panel, 1 track.*

**Maniglia di serie ad incasso montata sullo spessore dell'anta in finitura alluminio Art. SCP2.**

*Standard aluminium finish recessed handle applied to the side edge of the door Art. SCP2.*

**FINITURE MELAMINICO DISPONIBILI**  
*MELAMINE FINISHES AVAILABLE*

Ghiaccio

Cemento bianco

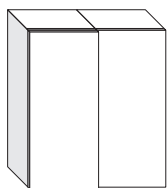
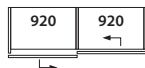
Olmo artico

**Maggiorazione prezzo apertura rallentata per ogni singola anta art. KIT7 + €48**

*Surcharge for soft open per door, item KIT7 + € 48*

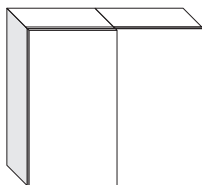
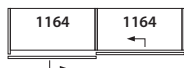
|  |        |        |
|--|--------|--------|
|  | H 2390 | H 2550 |
|--|--------|--------|

**L 1915**



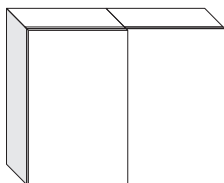
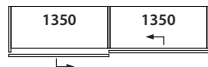
|                               |              |              |
|-------------------------------|--------------|--------------|
| <b>Codice Code</b>            | <b>DF040</b> | <b>DF140</b> |
| Melaminico<br><i>Melamine</i> | 1.350        |              |

**L 2403**



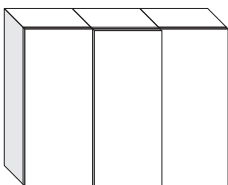
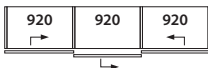
|                               |              |              |
|-------------------------------|--------------|--------------|
| <b>Codice Code</b>            | <b>DF041</b> | <b>DF141</b> |
| Melaminico<br><i>Melamine</i> | 1.548        |              |

**L 2775**



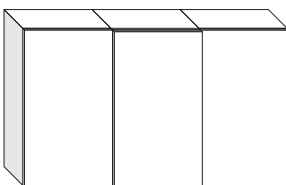

|                               |              |              |
|-------------------------------|--------------|--------------|
| <b>Codice Code</b>            | <b>DF042</b> | <b>DF142</b> |
| Melaminico<br><i>Melamine</i> | 1.686        |              |

**L 2860**



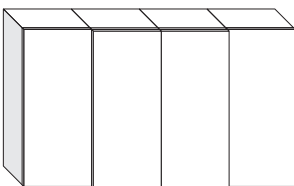
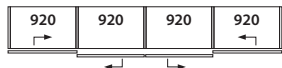
|                               |              |              |
|-------------------------------|--------------|--------------|
| <b>Codice Code</b>            | <b>DF043</b> | <b>DF143</b> |
| Melaminico<br><i>Melamine</i> | 1.982        |              |

**L 3592**



|                               |              |              |
|-------------------------------|--------------|--------------|
| <b>Codice Code</b>            | <b>DF044</b> | <b>DF144</b> |
| Melaminico<br><i>Melamine</i> | 2.279        |              |

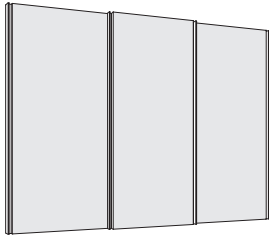
**L 3805**



|                               |              |              |
|-------------------------------|--------------|--------------|
| <b>Codice Code</b>            | <b>DF045</b> | <b>DF145</b> |
| Melaminico<br><i>Melamine</i> | 2.614        |              |

## GOLA

## COMPOSIZIONI ARMADI SCORREVOLI SLIDING DOOR WARDROBE ARRANGEMENTS



**N.B: i fianchi sono calcolati nella stessa finitura delle ante. Profilo maniglia di serie montata sullo spessore dell'anta.**

Dotazione di serie per ogni modulo:  
1 fondo, 1 coperchio, 1 ripiano,  
2 tubi appendiabiti, 1 schiena, 1 binario.

*N.B. the side panels are calculated in the same finish as the doors.*

*Standard accessories for each module:*

*1 bottom panel, 1 top panel, 1 shelf  
2 hanging rails, 1 back panel, 1 track.*

Per melaminico Ghiaccio e Cemento bianco maniglia laccata Ghiaccio, per melaminico Olmo artico maniglia laccata Bianca.

*Standard grip edging mounted on the side edge of the door.*

*For Ghiaccio and Cemento Bianco melamine wardrobe, Ghiaccio lacquered handle. For Olmo Artico melamine wardrobe, Bianco lacquered handle.*

## FINITURE MELAMINICO DISPONIBILI

MELAMINE FINISHES AVAILABLE

Ghiaccio

Cemento bianco

Olmo artico

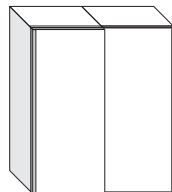
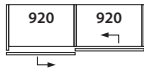
**Maggiorazione prezzo apertura rallentata per ogni singola anta art. KIT7 + € 48**

*Surcharge for soft open per door, item KIT7 + € 48*

H 2390

H 2550

## L 1915



Codice Code

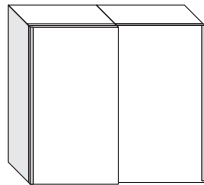
DF046

DF146

Melaminico  
Melamine

1.450

## L 2403



Codice Code

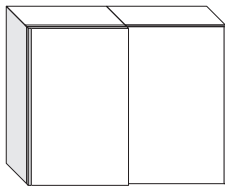
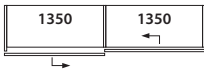
DF047

DF147

Melaminico  
Melamine

1.652

## L 2775



Codice Code

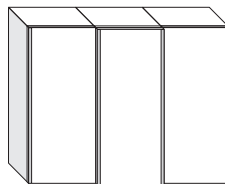
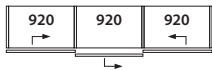
DF048

DF148

Melaminico  
Melamine

1.794

## L 2860



Codice Code

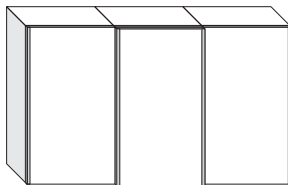
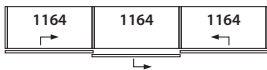
DF049

DF149

Melaminico  
Melamine

2.132

## L 3592



Codice Code

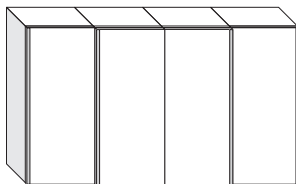
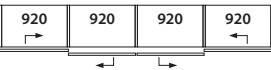
DF050

DF150

Melaminico  
Melamine

2.435

## L 3805



Codice Code

DF051

DF151

Melaminico  
Melamine

2.814

**N.B. Le altezze indicate vanno maggiorate del piedino regolabile (minimo 2 mm - massimo 25 mm). Add the height of the adjustable feet to the height measurements indicated (minimum 2 mm – maximum 25 mm)**

## MODULI CON ANTA SCORREVOLE SLIDING DOOR MODULES

**N.B. ai moduli con anta, vanno aggiunti fianchi e divisioni.**

Dotazione di serie per ogni modulo: 1 fondo, 1 coperchio, 1 ripiano, 2 tubi appendiabiti, 1 schiena, 1 binario.

*N.B. Side panels and partitions must be added to modules with doors.*

*Standard accessories for each module: 1 bottom panel, 1 top panel, 1 shelf, 2 hanging rails, 1 back panel, 1 track.*

**Maggiorazione prezzo apertura rallentata per ogni singola anta art. KIT7 + € 48**

*Surcharge for soft open per door, item KIT7 + € 48*






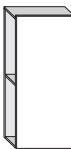

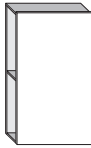
**FINITURE MELAMINICO DISPONIBILI**

*MELAMINE FINISHES AVAILABLE*

Ghiaccio

Cemento bianco

Olmo artico

|  |                  |             |     |       |              | LISCIA   |     | GOLA  |  | Fianco per anta esterna P. 632<br>Dx / Sx per ante: LISCIA,<br>GOLA.                     |            |
|--|------------------|-------------|-----|-------|--------------|--|-----|---|--|--|------------|
|  |                  |             |     |       |              |  |     |  |  |       |            |
|  |                  |             |     |       |              | Melaminico<br>Melamine   |     | Melaminico<br>Melamine  |  | H 2390    H 2550   |            |
|  |                  |             |     |       |              |  |     |   |  | Codice: <b>N050S (sx)</b> <b>N051S (sx)</b><br>Code: <b>N050D (dx)</b> <b>N051D (dx)</b> |            |
|  |                  |             |     |       |              |  |     |   |  | Melaminico<br>Melamine   |            |
|  |                  |             |     |       |              |  |     |   |  | Kg. / m <sup>3</sup>   |            |
| <b>L 920</b><br>   | 1 anta<br>1 door | 2390        | 78  | 0,229 | <b>V923F</b> | 526  | 576 | 96  |  | 28 / 0,071   | 31 / 0,079 |
|  |                  | <b>2550</b> | 82  | 0,246 | <b>V925F</b> |  |     | Fianco P. 600 Dx / Sx<br>Rh / Lh side panel D 600                                   |  |     |            |
| <b>L 1164</b><br> | 1 anta<br>1 door | 2390        | 95  | 0,260 | <b>V123F</b> | 625  | 677 | 96  |  | 27 / 0,066   | 29 / 0,073 |
|  |                  | <b>2550</b> | 101 | 0,278 | <b>V125F</b> |  |     | Divisione P. 600<br>Partition D 600   |  |     |            |
| <b>L 1350</b><br> | 1 anta<br>1 door | 2390        | 114 | 0,299 | <b>V223F</b> | 694  | 748 | 106   |  | Per armadio:<br>For wardrobe:  |            |
|  |                  | <b>2550</b> | 120 | 0,321 | <b>V225F</b> |  |     | Trama grey<br>Grey pattern  |  | H 2390    H 2550   |            |
|  |                  |             |     |       |              |  |     |   |  | Kg. / m <sup>3</sup>   |            |
|  |                  |             |     |       |              |  |     |   |  | 26 / 0,063    27 / 0,070   |            |

N.B. Per le maniglie vedi pag. 5 - N.B. For handle see page 13.

## CASSETTIERA INTERNA COMPONIBILE MODULAR INTERNAL DRAWER UNIT

**N.B. Cassettiere con guide a estrazione totale e chiusura ammortizzata. Non si possono realizzare cassettiere fuori misura.**

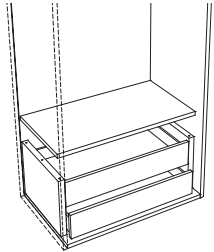
**Cassetto con presa frontale (no Push-Pull, no maniglia).**

*N.B. Drawer units with full-extension runners and soft-close mechanism. Custom-sized drawer units are not available. Drawer with front grip (no push-pull, no handle).*

**Cassettiera su fondo vano totale.**

**Completa di top.**

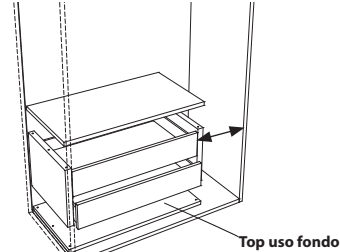
*Mounted drawer unit, full compartment size. Completed by top.*



**Cassettiera su fondo più piccola rispetto al vano.**

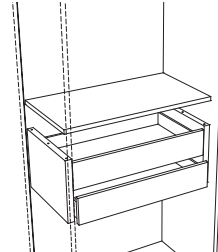
**Obbligo utilizzo top come fondo.**

*Drawer unit on base smaller than compartment size. Top must be used as base.*



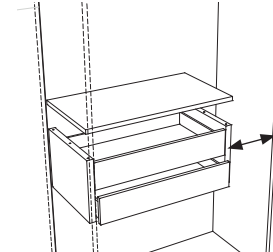
**Cassettiera sospesa vano totale.**

*Mounted drawer unit, full compartment size*



**ATTENZIONE! Non è possibile usare una cassettiera sospesa più piccola rispetto al vano, se non in appoggio su ripiano.**

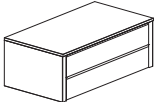
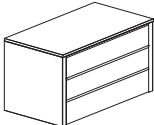
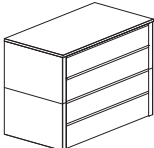
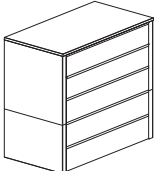
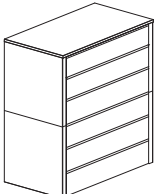
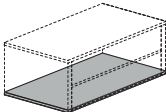
*WARNING! The mounted drawer unit cannot be smaller than the compartment size, if not standing on a shelf.*



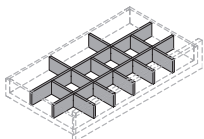
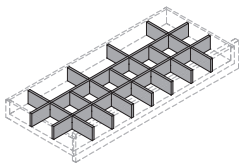
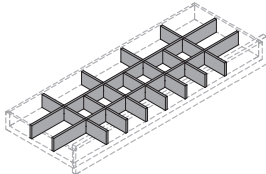
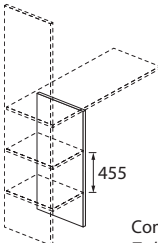
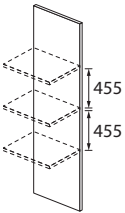
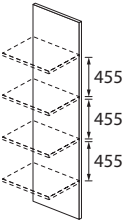
### FINITURE / FINISHES

Melaminico trama grey

Trama grey melamine

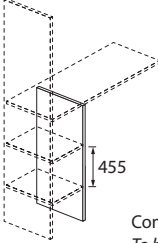
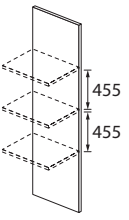
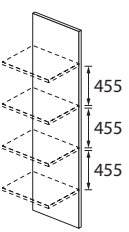
| Disegno<br>Drawing  | Descrizione<br>Description   | Dimensioni<br>Compartment widths | Codice<br>Code | €   | Kg.  | m <sup>3</sup> |
|---|--|----------------------------------|----------------|-----|------|----------------|
|   | <b>Cassettiera</b><br>2 cassetti H. 395 x P. 500<br>2 drawers H. 395 x D. 500      | L.450                            | <b>CA245</b>   | 138 | 17,2 | 0,115          |
|   |  | L.572                            | <b>CA257</b>   | 148 | 19,6 | 0,141          |
|   |  | L.920                            | <b>CA292</b>   | 175 | 20,9 | 0,209          |
|   |  | L.1164                           | <b>CA211</b>   | 194 | 24,4 | 0,257          |
|   |  | L.1350                           | <b>CA213</b>   | 207 | 26,6 | 0,295          |
|  | <b>Cassettiera</b><br>3 cassetti H. 580 x P. 500<br>3 drawers H. 580 x D. 500      | L.450                            | <b>CA345</b>   | 192 | 24,5 | 0,174          |
|   |  | L.572                            | <b>CA357</b>   | 205 | 28,3 | 0,210          |
|   |  | L.920                            | <b>CA392</b>   | 241 | 30,1 | 0,312          |
|   |  | L.1164                           | <b>CA311</b>   | 267 | 35,4 | 0,384          |
|   |  | L.1350                           | <b>CA313</b>   | 284 | 38,6 | 0,441          |
|  | <b>Cassettiera</b><br>4 cassetti H. 765 x P. 500<br>4 drawers unit H. 765 x D. 500 | L.450                            | <b>CA445</b>   | 257 | 34,4 | 0,230          |
|   |  | L.572                            | <b>CA457</b>   | 273 | 39,2 | 0,282          |
|   |  | L.920                            | <b>CA492</b>   | 318 | 41,8 | 0,418          |
|   |  | L.1164                           | <b>CA411</b>   | 350 | 48,8 | 0,514          |
|   |  | L.1350                           | <b>CA413</b>   | 372 | 53,2 | 0,590          |
|  | <b>Cassettiera</b><br>5 cassetti H. 950 x P. 500<br>5 drawers H. 950 x D. 500      | L.450                            | <b>CA545</b>   | 311 | 41,7 | 0,289          |
|   |  | L.572                            | <b>CA557</b>   | 330 | 47,9 | 0,351          |
|   |  | L.920                            | <b>CA592</b>   | 383 | 51,0 | 0,521          |
|   |  | L.1164                           | <b>CA511</b>   | 422 | 59,8 | 0,641          |
|   |  | L.1350                           | <b>CA513</b>   | 448 | 65,2 | 0,736          |
|  | <b>Cassettiera</b><br>6 cassetti H. 1135 x P. 500<br>6 drawers H. 1135 x D. 500    | L.450                            | <b>CA645</b>   | 365 | 49,0 | 0,348          |
|   |  | L.572                            | <b>CA657</b>   | 388 | 56,6 | 0,420          |
|   |  | L.920                            | <b>CA692</b>   | 449 | 60,2 | 0,624          |
|   |  | L.1164                           | <b>CA611</b>   | 495 | 70,8 | 0,768          |
|   |  | L.1350                           | <b>CA613</b>   | 525 | 77,2 | 0,882          |
|  | <b>Top uso fondo</b><br>sp. 25 x P. 500<br>Top sp. 25 x D. 500                     | L.450                            | <b>T0450</b>   | 19  | 4    | 0,014          |
|   |  | L.572                            | <b>T0572</b>   | 23  | 5    | 0,017          |
|   |  | L.920                            | <b>T0920</b>   | 32  | 8    | 0,027          |
|   |  | L.1164                           | <b>T1164</b>   | 39  | 10   | 0,035          |
|   |  | L.1350                           | <b>T1350</b>   | 43  | 12   | 0,040          |

**GRIGLIE E DIVISORI PER MODULI BATTENTI** *SPACE ORGANISER AND PARTITIONS FOR HINGED DOOR MODULES*

| Disegno<br><i>Drawing</i>   | Descrizione<br><i>Description</i>   | Misure<br><i>Measures</i>                           | Codice<br><i>Code</i> | FINITURE / FINISHES  |    | Kg. | m <sup>3</sup> |       |
|---|---|---|-----------------------|--|----|-----|----------------|-------|
|   |   |   |                       | Melaminico<br>trama grey<br><i>Grey patterned<br/>melamine</i> | €  |     |                |       |
|    | <b>Griglia interna cassetto<br/>porta oggetti per cassetiera<br/>da L 920 mm</b><br><i>Space organiser for 920-mm<br/>wide drawer units</i>   | L 797 x H 70 x P 426                                | <b>GRC92</b>          | 97   |    | 3   | 0,007          |       |
|    | <b>Griglia interna cassetto<br/>porta oggetti per cassetiera<br/>da L 1164 mm</b><br><i>Space organiser for 1164-mm<br/>wide drawer units</i> | L 1041 x H 70 x P 426                               | <b>GRC11</b>          | 124  |    | 4   | 0,008          |       |
|    | <b>Griglia interna cassetto<br/>porta oggetti per cassetiera<br/>da L 1350 mm</b><br><i>Space organiser 1350-mm<br/>wide drawer units</i>     | L 1227 x H 70 x P 426                               | <b>GRC13</b>          | 135  |    | 5   | 0,010          |       |
|    | <b>Divisorio sp. 25</b><br><i>Partition sp. 25</i>  | H 995   | <b>V0995</b>          | 41   |    | 11  | 0,033          |       |
|   |   | H 1155  | <b>V1155</b>          | 45   |    | 12  | 0,038          |       |
|   |   | H 1315  | <b>V1315</b>          | 50   |    | 14  | 0,043          |       |
| <i>Completare con ripiani laterali art. RT450, RT572, RT920. Minimo 2. (vedi p.56)*<br/>To be completed by shelves art. RT450, RT572, RT920. Minimum 2. (vedi p.56)*</i>          |   |   |                       |  |    |     |                |       |
|    | <b>Divisorio sp. 25</b><br><i>Partition sp. 25</i>  | H 1635  | <b>V1635</b>          | 65   |    | 18  | 0,053          |       |
|   |   | H 1955  | <b>V1955</b>          | 68   |    | 21  | 0,064          |       |
| <i>Completare con ripiani laterali art. RT450, RT572, RT920. Consigliati 3. (vedi p.56)*<br/>To be completed by shelves art. RT450, RT572, RT920. 3 recommended. (vedi p.56)*</i> |   |   |                       |  |    |     |                |       |
|    | <b>Divisorio sp. 25</b><br><i>Partition sp. 25</i>  | <b>Altezza armadio</b><br><i>Height of wardrobe</i> |                       |  |    |     |                |       |
|   |   | 2390  | H 2340                | <b>V2340</b>   | 79 |     | 24             | 0,076 |
|   |   | 2550  | H 2500                | <b>V2500</b>   | 83 |     | 28             | 0,081 |
| <i>Completare con ripiani laterali art. RT450, RT572, RT920. Consigliati 4. (vedi p.56)*<br/>To be completed by shelves art. RT450, RT572, RT920. 4 recommended. (vedi p.56)*</i> |   |   |                       |  |    |     |                |       |



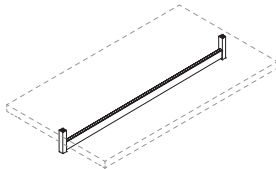
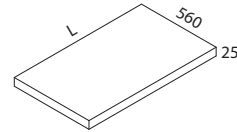
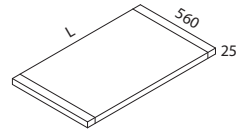
\*N.B. Non disponibile in appoggio su cassettiere L.1164. - *Not available for drawer units L.1164 mm*

**DIVISORI PER MODULI SCORREVOLI PARTITIONS FOR MODULES W/SLIDING DOORS**




| Disegno<br>Drawing  | Descrizione<br>Description   | Misure<br>Measures                                  | Codice<br>Code | FINITURE / FINISHES   |     |                |       |
|---|--|---|----------------|---|-----|----------------|-------|
|   |  |   |                | Melaminico<br>trama grey<br>Grey patterned<br>melamine<br>€ | Kg. | m <sup>3</sup> |       |
|    | <b>Divisorio sp. 25</b><br><i>Partition sp. 25</i><br><br>Completare con ripiani laterali art. RT450, RT572, RT920, RT116. Minimo 2. (vedi p.56)*<br><i>To be completed by shelves art. RT450, RT572, RT920, RT116. Minimum 2. (vedi p.56)*</i>          | H 935   | <b>V0935</b>   | 37  | 11  | 0,033          |       |
|   |  | H 1095  | <b>V1095</b>   | 40  | 12  | 0,038          |       |
|   |  | H 1255  | <b>V1255</b>   | 44  | 14  | 0,043          |       |
|   |  | H 1575  | <b>V1575</b>   | 52  | 16  | 0,051          |       |
|   |  |   |                |   |     |                |       |
|   | <b>Divisorio sp. 25</b><br><i>Partition sp. 25</i><br><br>Completare con ripiani laterali art. RT450, RT572, RT920, RT116. Consigliati 3. (vedi p.56)*<br><i>To be completed by shelves art. RT450, RT572, RT920, RT116. 3 recommended. (vedi p.56)*</i> | H 1895  | <b>V1895</b>   | 59  | 21  | 0,064          |       |
|   |  |   |                |   |     |                |       |
|  | <b>Divisorio sp. 25</b><br><i>Partition sp. 25</i><br><br>Completare con ripiani laterali art. RT450, RT572, RT920, RT116. Consigliati 4. (vedi p.56)*<br><i>To be completed by shelves art. RT450, RT572, RT920, RT116. 4 recommended. (vedi p.56)*</i> | <b>Altezza armadio</b><br><i>Height of wardrobe</i> |                |   |     |                |       |
|   |  | 2390  | H 2220         | <b>V2220</b>  | 68  | 23             | 0,072 |
|   |  | 2550  | H 2380         | <b>V2380</b>  | 71  | 24             | 0,076 |

\*N.B. Non disponibile in appoggio su cassettiere L.1164, L.1350. - Not available for drawer units L.1164, L.1350 mm

**ACCESSORI E RIPIANI PER MODULI ACCESSORIES AND SHELVES FOR MODULES**

| Disegno<br>Drawing  | Descrizione<br>Description  | Larghezze vani<br>Compartment widths | Codice<br>Code | Prezzo<br>Price              |      |                |
|---|---|--------------------------------------|----------------|------------------------------|------|----------------|
|   |   |                                      |                | €                            | Kg.  | m <sup>3</sup> |
|    | <b>Meccanismo di apertura rallentata<br/>(per anta scorrevole)</b><br>Soft opening mechanism for sliding doors  |                                      | <b>KIT7</b>    | 48                           | 0,01 | 0,001          |
|   |   |                                      |                | <b>per anta<br/>per door</b> |      |                |
|    | <b>Cerniera compresa di basetta<br/>per armadi battenti apertura 90°</b><br>Hinge with base plate<br>for 90° hinged door wardrobes                      | di serie<br>standard                 | <b>CERN1</b>   | 5                            | 0,01 | 0,001          |
|   |   | rallentata<br>Soft                   | <b>CERN2</b>   | 11                           | 0,01 | 0,001          |
|  | <b>Cerniera compresa di basetta<br/>per armadi battenti apertura 165°</b><br>Hinge with base plate<br>for 165° hinged door wardrobes                    | di serie<br>standard                 | <b>CERN3</b>   | 11                           | 0,01 | 0,001          |
|   |   | rallentata<br>Soft                   | <b>CERN4</b>   | 16                           | 0,01 | 0,001          |
|  | <b>Tubo appendiabiti</b><br>Hanging rail  |                                      | <b>AP450</b>   | 9                            | 0,20 | 0,002          |
|   |   |                                      | <b>AP572</b>   | 9                            | 0,40 | 0,002          |
|   |   |                                      | <b>AP920</b>   | 11                           | 0,80 | 0,004          |
|   |   |                                      | <b>AP116</b>   | 12                           | 1,10 | 0,005          |
|   |   |                                      | <b>AP135</b>   | 13                           | 1,20 | 0,005          |
|  | <b>Ripiano interno P. 560 sp. 25</b><br>Interior shelf D 560 - 25-mm thick  |                                      | <b>RT450</b>   | 32                           | 7    | 0,02           |
|   |   |                                      | <b>RT572</b>   | 36                           | 9    | 0,025          |
|   |   |                                      | <b>RT920</b>   | 45                           | 14   | 0,04           |
|   |   |                                      | <b>RT116</b>   | 52                           | 17   | 0,06           |
|   |   |                                      | <b>RT135</b>   | 57                           | 21   | 0,06           |
|  | <b>Ripiano interno estraibile P. 560 sp. 25</b><br>Interior shelf D 560 - 25-mm thick   |                                      | <b>RE450</b>   | 151                          | 9    | 0,020          |
|   |   |                                      | <b>RE572</b>   | 154                          | 12   | 0,028          |
|   |   |                                      | <b>RE920</b>   | 164                          | 16,5 | 0,034          |
|   |   |                                      | <b>RE116</b>   | 171                          | 18,2 | 0,039          |
|   |   |                                      | <b>RE135</b>   | 176                          | 20,5 | 0,041          |
|   | <b>Maggiorazione per porta grucce estraibile finitura manganese art. PG001 € 43</b><br>Surcharge for pull-out hanger hooks in Manganese art. PG001 € 43 |                                      |                |                              |      |                |

## ACCESSORI PER MODULI ACCESSORIES FOR MODULES

| Disegno<br>Drawing  | Descrizione<br>Description   | Codice<br>Code | Prezzo<br>Price | Kg. | m <sup>3</sup> |
|---|--|----------------|-----------------|-----|----------------|
|   |  |                | €               |     |                |
|    | <p><b>Portapantaloni centrale colore grigio</b><br/>L. 355 mm P. 510 estensibile fino a P.820 mm<br/><i>Grey pull-out central trouser rack</i></p>               | <b>PAT01</b>   | 127             | 2,2 | 0,022          |
| <p><b>Capacità:</b><br/>10 pantaloni, 10 cinture<br/><i>Capacity:</i><br/>10 pants, 10 belts</p>  | <p><b>Per vani: L.450, L.572, L.920, L.1164, L.1350 mm</b><br/><i>For: L.450, L.572, L.920, L.1164, L.1350 mm</i></p>  |                |                 |     |                |
|    | <p><b>Portapantaloni centrale doppio colore grigio</b><br/>L. 680 mm P. 510 estensibile fino a P.820 mm<br/><i>Grey pull-out double central trouser rack</i></p> | <b>PAT02</b>   | 152             | 2,7 | 0,040          |
| <p><b>Capacità:</b><br/>20 pantaloni, 10 cinture<br/><i>Capacity:</i><br/>20 pants, 10 belts</p>  | <p><b>Per vani: L.920, L.1164, L.1350 mm</b><br/><i>For: L.920, L.1164, L.1350 mm</i></p>  |                |                 |     |                |
|    | <p><b>Porta abiti colore grigio</b><br/>L. 920-1164 mm P. 510 estensibile fino a P.820 mm<br/><i>Grey Suit rack</i></p>  | <b>PAT03</b>   | 256             | 5,7 | 0,029          |
| <p><b>Capacità:</b><br/>24 pantaloni, 12 camicie, 12 abiti, 12 cravatte.<br/><i>Capacity:</i><br/>24 pants, 12 shirts, 12 dresses, 12 ties.</p> | <p><b>Per vani: L.920, L.1164 mm</b><br/><i>For: L.920, L.1164 mm</i></p>  |                |                 |     |                |

## ACCESSORI PER MODULI ACCESSORIES FOR MODULES

**Vedi listino Armadi - Night**  
*See wardrobe - Night price list*



**Vassoio estraibile portapantaloni**  
*Pullout trouser rack*



**Vassoio estraibile con piano in vetro trasparente Fumè**  
*Pullout rack with tempered smoky glass shelf*



**Vassoio estraibile con 2 cesti portabiancheria**  
*Pullout rack with 2 laundry bags*



**Ripiano portascarpe**  
*Shoe shelf*



**Scarpiera**  
*Shoe-rack*



**Specchio interno**  
*Interior mirror*

**ACCESSORI PER MODULI** *ACCESSORIES FOR MODULES*

**Vedi listino Armadi - Night**  
*See wardrobe - Night price list*



**Servetto**  
*Clothes-lift*



**Faretto Led**  
*Led spotlight*



**Good Light e Good Air**  
*Good Light e Good Air*

## INFO TECNICHE

### ARMADI BATTENTI

Dotazione di serie per ogni vano:

- 1 fondo sp. 25 mm in finitura melaminico Trama grey
- 1 coperchio sp. 25 mm in finitura melaminico Trama grey
- 1 ripiano sp. 25 mm in finitura melaminico Trama Grey
- 2 tubi appendiabiti in finitura manganese
- 1 schiena sp. 6 mm in finitura melaminico Trama grey
- 1 battuta parapolvere

### ANTA LISCIA

Anta realizzata con pannelli in particelle di legno CARB. sp. 22 mm.  
Nobilitata in melaminico nelle finiture: Olmo artico, Ghiaccio e Cemento bianco.

Dotata di 5 cerniere per ogni singola anta.

Maniglia di serie art. A320 in finitura alluminio.

### ANTA GOLA

Anta realizzata con pannelli in particelle di legno CARB. sp. 22 mm.

Nobilitata in melaminico nelle finiture: Olmo artico, Ghiaccio e Cemento bianco.

Dotata di 5 cerniere per ogni singola anta.

Profilo maniglia a gola in alluminio integrato

sullo spessore del pannello, laccato Bianco se l'armadio è Olmo artico.

Laccato Ghiaccio se l'armadio è Ghiaccio o Cemento bianco.

### ARMADI SCORREVOLI

Dotazione di serie per ogni vano:

- 1 fondo sp. 25 mm in finitura melaminico Trama grey
  - 1 coperchio sp. 25 mm in finitura melaminico Trama grey
  - 1 ripiano sp. 25 mm in finitura melaminico Trama Grey
  - 2 tubi appendiabiti in finitura manganese
  - 1 schiena sp. 6 mm in finitura melaminico Trama grey
  - 1 binario
- Chiusura rallentata

### ANTA LISCIA

Anta realizzata con pannello tamburato sp. 22 mm.

Nelle finiture: Olmo artico, Ghiaccio e Cemento bianco.

Maniglia di serie art. SCP2

### ANTA GOLA

Anta realizzata con pannello tamburato sp. 22 mm.

Nobilitata in melaminico nelle finiture: Olmo artico, Ghiaccio e Cemento bianco.

Profilo maniglia a gola in alluminio integrato sullo spessore del pannello,  
laccato Bianco se l'armadio è Olmo artico.

Laccato Ghiaccio se l'armadio è Ghiaccio o Cemento bianco.

### DIVISIONI / FIANCHI

Divisioni realizzate con pannelli in particelle di legno CARB. sp. 25 mm.

Divisioni nobilitati in melaminico Trama grey.

Fianchi Realizzati con pannelli in particelle di legno CARB. sp. 25 mm.

Finitura esterna: Olmo artico/Ghiaccio/Cemento Bianco.

Finitura interna: Trama grey.

### CASSETTIERA INTERNA COMPONENTE

Finitura Trama grey. Fianchi sp. 38 mm, cassette sp. 18 e top sp. 25 mm.

Guide estrazione totale. Cassetto con presa frontale

(no Push-Pull, no maniglia).

### DIVISORIO CON RIPIANI E RIPIANI

Realizzati con pannelli in particelle di legno CARB. sp. 25 mm nobilitati  
in melaminico Trama grey.



Istruzioni di montaggio

Video Tutorial

## TECHNICAL INFORMATION

### HINGED DOOR WARDROBE:

Standard accessories for each compartment:

- 1 x 25 mm thick bottom panel faced with Trama grey-coloured melamine
- 1 x 25 mm thick top panel faced with Trama grey-coloured melamine
- 1 x 25 mm thick shelf with Trama grey-coloured melamine
- 2 manganese-finish hanging rails
- 1 x 6 mm thick back panel faced with Trama grey-coloured melamine
- 1 door jamb dust seal

### "LISCIA" DOOR

Door made from 22 thick, CARB. wood particleboard. Faced with melamine in the following finishes: Olmo artico, Ghiaccio, Cemento bianco. Provided with 5 close hinges for each door. Standard, aluminium-finish handle item A320.

### "GOLA" DOOR

Door made from 22 thick, CARB. wood particleboard. Faced with melamine in the following finishes: Olmo artico, Ghiaccio, Cemento bianco. Provided with 5 close hinges for each door. Ghiaccio, Olmo artico or Cemento bianco lacquered aluminium grip edging.

### SLIDING DOOR WARDROBE:

Standard accessories for each compartment:

- 1 x 25 mm thick bottom panel faced with Trama grey-coloured melamine
- 1 x 25 mm thick top panel faced with Trama grey-coloured melamine
- 1 x 25 mm thick shelf with Trama grey-coloured melamine
- 2 manganese-finish hanging rails
- 1 x 6 mm thick back panel faced with Trama grey-coloured melamine
- 1 track
- Soft-close mechanism (for each single door)

### "LISCIA" DOOR

Door made with honeycomb panel 22 mm thick. Faced with melamine in the following finishes: Olmo artico, Ghiaccio, Cemento bianco. Art. SCP2 supplied standard for Liscia sliding door.

### "GOLA" DOOR

Door made with honeycomb panel 22 mm thick. Faced with melamine in the following finishes: Olmo artico, Ghiaccio, Cemento bianco. Ghiaccio, Olmo artico or Cemento bianco standard grip edging mounted on the side edge of the door.

### PARTITIONS / SIDE PANELS

Partitions made from 25 thick, CARB. wood particleboard. Faced with Trama grey-coloured melamine

Side panels made from 25 thick, CARB. wood particleboard.

External finish:

Olmo artico/Ghiaccio/Cemento Bianco.

Internal finish: Trama grey.

### MODULAR INTERNAL DRAWER UNIT

Faced with Trama grey-coloured melamine. 2 x 38 mm thick side panels, drawers x 18mm thick and top x 25 mm thick. Drawer units with full-extension runnes and soft-close mechanism. Drawer with front grip (no push-pull, no handle).

### PARTITION WITH SHELVES AND SHELVES

Partitions with shelves made from 25 thick, CARB. wood particleboard. Faced with Trama grey-coloured melamine.



Product Installation Guide

Video Tutorial

## Condizioni generali di vendita

Le seguenti condizioni di vendita sono integralmente accettate dall'acquirente con il conferimento dell'ordine.

- 1) **Accettazione:** ogni ordine è assunto "con riserva d'accettazione da parte della Casa".
- 2) **Prezzi:** la fornitura avviene sempre al prezzo indicato nei listini della Casa ed alle condizioni in vigore alla data della conferma d'ordine.
- 3) **Consegna:** la fornitura accade con la massima sollecitudine, subordinatamente alle disponibilità di magazzino ed alle possibilità di produzione ed inoltre eventuali termini di consegna inseriti nella conferma d'ordine hanno valore semplicemente indicativo e non tassativo. I termini di consegna rimangono in ogni caso sospesi per caso fortuito e per forza maggiore.
- 4) **Trasporto:** tutte le merci spedite a mezzo terzi ed anche se rese franco destino, viaggiano a rischio e pericolo dell'acquirente.
- 5) **Condizioni di trasporto:** Il trasporto sarà effettuato in porto franco per ordini netti superiori a € 292 IVA esclusa.  
Per importi inferiori a € 292 IVA esclusa verrà addebitato in fattura un contributo spese per il trasporto e servizio pari a € 35.
- 6) **Reclami:** eventuali difformità tra fornitura e conferma d'ordine, come eventuali difetti o vizi dei prodotti forniti, devono essere segnalati per iscritto alla Casa immediatamente dopo il ricevimento della fornitura ed in ogni caso entro quattro giorni da esso.
- 7) **Sostituzioni:** la merce eventualmente riconosciuta difettosa e sostituita dalla fornitrice, deve essere resa immediatamente all'atto del rimpiazzo. In questi caso la responsabilità della Casa produttrice sarà limitata alla sola sostituzione delle parti avariate, escludendo alcun aggravio di spese di trasporto, montaggio o d'altro genere. La mancata restituzione della merce entro 30 gg. dall'avvenuta sostituzione, autorizzerà la fornitrice alla fatturazione della stessa al prezzo dei listini in vigore ed alla riscossione del pagamento.
- 8) **Pagamenti:** modalità di pagamento e relativi termini, sono precisati nella conferma d'ordine, l'eventuale accettazione di titoli di credito da parte della Casa avviene sempre salvo buon fine, senza novazione del rapporto sottostante e senza modifiche del Foro competente.
- 9) **Cautele:** la Casa ha facoltà di sospendere le forniture, quando le condizioni economiche dell'acquirente fossero tali da porre in evidente pericolo il conseguimento del pagamento; nel caso di pagamenti differiti; la mancata puntuale osservanza delle scadenze stabilite, legittima la Casa a richiedere il versamento immediato dell'intero residuo prezzo.
- 10) **Deroghe:** le condizioni generali operano in ogni caso, ove non siano derogate espressamente e per atto scritto dalla Casa.
- 11) **Modifiche:** la Casa si riserva di apportare in ogni momento tutte le modifiche alla modellistica che terrà opportune senza preavviso alcuno.
- 12) **Foro:** il luogo d'adempimento delle obbligazioni gravanti sull'acquirente s'identifica con la sede legale del Foro di Pordenone. Tutte le eventuali controversie aventi origine dalle forniture, saranno attribuite alla competenza esclusiva del Tribunale di Pordenone.
- 13) **Proprietà:** la merce rimane di proprietà della ditta venditrice fino a completo pagamento della stessa; se il pagamento è dilazionato, fino al buon fine dell'ultima scadenza. Solo dopo il regolamento completo la merce passerà di proprietà dell'acquirente. Quest'ultimo non ha diritto di vendere, di impegnare, di assicurare l'offerta o di cedere in qualsiasi altro modo a terza persona la merce prima di questo termine. In caso di mancato o ritardato pagamento, la Casa venditrice si riserva la facoltà di riprendersi la merce.
- 14) **Fuori serie:** non realizzabili.
- 15) **Forme di pagamento:** le forme di pagamento, uniche ed inderogabili, sono quelle riportate sulle nostre circolari in merito e sui nostri blocchi di commissione. Non saranno prese in considerazione altre forme.

Ai prezzi riportati nel presente listino deve essere aggiunta l'I.V.A. in vigore.

## General terms of sale

The purchaser on confirmation of the order wholly accepts the following terms of sale.

- 1) **Acceptance:** every order is taken "with reserve of acceptance by the Company".
- 2) **Prices:** the supply is always made at the prices shown in the Company's pricelists and under the terms in force at the confirmation's date.
- 3) **Delivery:** the goods are supplied with the maximum diligence, subject to warehouse availability and production possibilities; in addition, any delivery dates in the confirmation of order have a purely indicative value and are in no way binding. The terms of delivery remain pending in exceptional circumstances and in cases of force major.
- 4) **Transport:** all goods dispatched by third parties, and even if they are delivered free of carriage, travel at the purchaser's risk.
- 5) **Shipping conditions:** Shipping shall be performed on "carriage paid to destination" terms for net orders amounting to over € 292 excluding VAT. For amounts smaller than € 292 excluding VAT, a fee of € 35 will be charged in the invoice as a contribution to shipping costs.
- 6) **Complaints:** any differences between the supply and the confirmation of order, or any defects or faults of the goods supplied, must be notified in writing to the Company immediately after receipt of the goods and, in any case, within four days of this date.
- 7) **Replacements:** any goods recognized as faulty and replaced by the manufacturer must be immediately returned when replaced. In these cases, the responsibility of the manufacturing company shall be limited only to the replacement of the faulty parts, excluding any increase in transport, assembly or any other kind of charges. Failure to return the goods within 30 days of replacement will oblige the supplier to invoice the goods at the current price list.
- 8) **Payments:** methods of payment and relative conditions are specified in the offer. Any acceptance of instruments of credit by the Company is always subject to collection, without novation of the basic relationship and without amendments to the competent Court of Law.
- 9) **Precautions:** the Company has the faculty of suspending supply should the economic conditions of the purchaser appear to be such as to place payment in clear danger, in the event of deferred payments, failure to observe punctually the established due dates justifies the Company to request immediate payment of the total balance of the price.
- 10) **Exceptions:** the general terms operate in all cases where the Company has specified no exceptions in writing.
- 11) **Modifications:** the Company reserves the right to make any modifications to the design of models it deems necessary without any notice.
- 12) **Court of Law:** the place of fulfilment of the obligations weighing on the purchaser is the Court of Law of PORDENONE. Any disputes having their origin in the supply shall be assigned to the exclusive competence of the Law Courts of PORDENONE.
- 13) **Ownership:** the goods remain the property of the seller until payment of the goods has been completed. If the payment is extended, the goods remain the property of the seller until collection of the last instalment. The goods will become the property of the purchaser only after complete settlement. The latter does not have the right to sell, pledge, insure the offer or transfer the goods in any other way to a third party prior to this term. In the event of failure to pay delay payment, the seller reserves the faculty to take back the goods.
- 14) **Custom-built items:** unfeasible.
- 15) **Forms of payment:** cash or letter of credit at sight.

The prices shown in this pricelist are in Euro and net of V.A.T.

art direction & graphic design  
**Lokomotiv**

image  
**Indoor**

styling  
**Rossi & Co**

technical consulting  
**Loris Biasatti**

colour separation & print  
**Lucegroup.it**

September 2022

 **ATMA**  
INDUSTRIE DEL MOBILE  
[www.gruppoatma.it](http://www.gruppoatma.it)

**MARONESE ACF<sup>®</sup>**

MARONESE INTERNATIONAL SRL Via Taglio 60, 33070 Maron di Brugnera (PN) Italy T. +39 0434 623421 F. +39 0434 623695  
[info@maroneseacf.it](mailto:info@maroneseacf.it) [www.maroneseacf.com](http://www.maroneseacf.com)